


EXERCÍCIO PALHETADA

- Nesses próximos exercícios iremos tocar combinações de 2 em 2 dedos.

1)


Λ V Λ V Λ V Λ V



A musical staff with three lines labeled T, A, and B. Above the staff are eight pairs of symbols: Λ and V. The notes are placed on the following lines: T (1st), A (2nd), B (1st), T (1st), A (2nd), B (1st), T (1st), A (2nd), B (1st). Fingerings are indicated by numbers 1 and 3. Horizontal lines connect the notes in pairs: (1,3) on T, (1,3) on A, (1,3) on B, (1,3) on T, (1,3) on A, (1,3) on B, (1,3) on T, (1,3) on A.

2)


Λ V Λ V Λ V Λ V



A musical staff with three lines labeled T, A, and B. Above the staff are eight pairs of symbols: Λ and V. The notes are placed on the following lines: T (1st), A (2nd), B (1st), T (1st), A (2nd), B (1st), T (1st), A (2nd), B (1st). Fingerings are indicated by numbers 1 and 4. Horizontal lines connect the notes in pairs: (1,4) on T, (1,4) on A, (1,4) on B, (1,4) on T, (1,4) on A, (1,4) on B, (1,4) on T, (1,4) on A.

3)

Λ V Λ V Λ V Λ V



A musical staff with three lines labeled T, A, and B. Above the staff are eight pairs of symbols: Λ and V. The notes are placed on the following lines: T (1st), A (2nd), B (1st), T (1st), A (2nd), B (1st), T (1st), A (2nd), B (1st). Fingerings are indicated by numbers 2 and 4. Horizontal lines connect the notes in pairs: (2,4) on T, (2,4) on A, (2,4) on B, (2,4) on T, (2,4) on A, (2,4) on B, (2,4) on T, (2,4) on A.